




Usu: supervisor
Rep: rptAnalíticoPresupuestoEgresos_FF

Sistema Municipal para el Desarrollo Integral de la Familia de Mineral de la Reforma, Hidalgo


Analítico Mensual de Egresos Pagados por Fuente de Financiamiento al 31/dic./2023 (Cuentas con Movimientos) (Cifras en pesos y centavos)

Fecha y hora de Impresión: 26/feb./2024 02:35 p. m.



Objeto del Gasto	Presupuesto Vigente	Ene	Feb	Mar	Abr	May	Jun	Jul	Ago	Sep	Oct	Nov	Dic	Total	Diferencia (Vigente - Total)
1 RECURSOS PROPIOS															
2000 MATERIALES Y SUMINISTRO	\$2,705,293.48	\$108,901.98	\$170,694.55	\$257,899.32	\$99,891.51	\$188,798.26	\$158,920.26	\$256,223.63	\$57,926.52	\$75,942.73	\$314,467.74	\$217,430.30	\$226,185.84	\$2,131,282.44	\$574,011.04
2100 Materiales de administración, emisión de	\$630,000.00	\$1,177.00	\$17,652.20	\$24,053.52	\$6,012.37	\$21,005.04	\$18,269.08	\$5,630.59	\$14,197.05	\$10,013.04	\$82,999.06	\$23,899.85	\$2,942.52	\$225,851.32	\$404,148.68
2110 Materiales, útiles y equipos menores de ofi	\$300,000.00	\$1,177.00	\$17,165.20	\$19,750.34	\$3,519.71	\$21,005.04	\$5,957.58	\$3,233.59	\$14,197.05	\$450.00	\$49,390.96	\$5,061.45	\$1,091.39	\$141,999.31	\$158,000.69
2111 Papeería y consumibles de oficina	\$300,000.00	\$1,177.00	\$17,165.20	\$19,750.34	\$3,519.71	\$21,005.04	\$5,957.58	\$3,233.59	\$14,197.05	\$450.00	\$49,390.96	\$5,061.45	\$1,091.39	\$141,999.31	\$158,000.69
2150 Material impreso e información digital	\$180,000.00	\$0.00	\$0.00	\$460.52	\$1,680.66	\$0.00	\$0.00	\$0.00	\$0.00	\$0.00	\$0.00	\$0.00	\$0.00	\$2,141.18	\$177,858.82
2151 Publicaciones impresas	\$180,000.00	\$0.00	\$0.00	\$460.52	\$1,680.66	\$0.00	\$0.00	\$0.00	\$0.00	\$0.00	\$0.00	\$0.00	\$0.00	\$2,141.18	\$177,858.82
2180 Material de limpieza	\$150,000.00	\$0.00	\$487.00	\$3,842.66	\$812.00	\$0.00	\$10,311.50	\$2,397.00	\$0.00	\$9,563.04	\$33,608.10	\$18,838.40	\$1,851.13	\$81,710.83	\$68,289.17
2181 Material de limpieza	\$150,000.00	\$0.00	\$487.00	\$3,842.66	\$812.00	\$0.00	\$10,311.50	\$2,397.00	\$0.00	\$9,563.04	\$33,608.10	\$18,838.40	\$1,851.13	\$81,710.83	\$68,289.17
2200 ALIMENTOS Y UTENSILIOS	\$1,679,352.98	\$107,724.98	\$163,042.35	\$214,881.55	\$64,529.14	\$165,793.22	\$142,651.18	\$229,123.66	\$7,542.62	\$33,959.98	\$209,022.36	\$151,321.68	\$194,000.65	\$1,673,393.37	\$5,959.61
2210 Productos alimenticios para personas	\$1,669,352.98	\$107,724.98	\$153,042.35	\$214,549.55	\$64,529.14	\$165,793.22	\$142,651.18	\$229,123.66	\$7,542.62	\$32,877.68	\$207,623.40	\$149,894.65	\$194,000.65	\$1,669,352.98	\$0.00
2214 Alimentación de personas por el desarrollo	\$1,669,352.98	\$107,724.98	\$153,042.35	\$214,549.55	\$64,529.14	\$165,793.22	\$142,651.18	\$229,123.66	\$7,542.62	\$32,877.68	\$207,623.40	\$149,894.65	\$194,000.65	\$1,669,352.98	\$0.00
2230 Utensilios para el servicio de alimentación	\$10,000.00	\$0.00	\$0.00	\$132.00	\$0.00	\$0.00	\$0.00	\$0.00	\$0.00	\$1,082.40	\$1,398.96	\$1,427.03	\$0.00	\$4,040.39	\$5,959.61
2231 Utensilios, materiales y equipos menores p	\$10,000.00	\$0.00	\$0.00	\$132.00	\$0.00	\$0.00	\$0.00	\$0.00	\$0.00	\$1,082.40	\$1,398.96	\$1,427.03	\$0.00	\$4,040.39	\$5,959.61
2400 MATERIALES Y ARTÍCULOS DE CONSTR	\$11,000.00	\$0.00	\$0.00	\$2,009.25	\$0.00	\$0.00	\$0.00	\$3,583.00	\$0.00	\$0.00	\$0.00	\$0.00	\$0.00	\$5,592.25	\$4,407.75
2480 Material eléctrico y electrónico	\$10,000.00	\$0.00	\$0.00	\$2,009.25	\$0.00	\$0.00	\$0.00	\$3,583.00	\$0.00	\$0.00	\$0.00	\$0.00	\$0.00	\$5,592.25	\$4,407.75
2481 Material eléctrico y electrónico	\$10,000.00	\$0.00	\$0.00	\$2,009.25	\$0.00	\$0.00	\$0.00	\$3,583.00	\$0.00	\$0.00	\$0.00	\$0.00	\$0.00	\$5,592.25	\$4,407.75
2490 Otros materiales y artículos de construcció	\$1,000.00	\$0.00	\$0.00	\$0.00	\$0.00	\$0.00	\$0.00	\$0.00	\$0.00	\$0.00	\$0.00	\$0.00	\$0.00	\$0.00	\$0.00
2491 Otros materiales y artículos de construcció	\$1,000.00	\$0.00	\$0.00	\$0.00	\$0.00	\$0.00	\$0.00	\$0.00	\$0.00	\$0.00	\$0.00	\$0.00	\$0.00	\$0.00	\$0.00
2500 Productos químicos, farmacéuticos y de l	\$140,000.00	\$0.00	\$0.00	\$17,155.00	\$29,350.00	\$0.00	\$0.00	\$0.00	\$0.00	\$0.00	\$0.00	\$0.00	\$0.00	\$0.00	\$1,000.00
2530 Medicinas y productos farmacéuticos	\$90,000.00	\$0.00	\$0.00	\$17,155.00	\$29,350.00	\$0.00	\$0.00	\$0.00	\$0.00	\$0.00	\$0.00	\$0.00	\$0.00	\$46,505.00	\$93,495.00
2531 Medicinas y productos farmacéuticos de u:	\$90,000.00	\$0.00	\$0.00	\$17,155.00	\$29,350.00	\$0.00	\$0.00	\$0.00	\$0.00	\$0.00	\$0.00	\$0.00	\$0.00	\$46,505.00	\$93,495.00
2540 Materiales, accesorios y suministros médic	\$50,000.00	\$0.00	\$0.00	\$0.00	\$0.00	\$0.00	\$0.00	\$0.00	\$0.00	\$0.00	\$0.00	\$0.00	\$0.00	\$0.00	\$50,000.00
2541 Materiales y suministros médicos	\$50,000.00	\$0.00	\$0.00	\$0.00	\$0.00	\$0.00	\$0.00	\$0.00	\$0.00	\$0.00	\$0.00	\$0.00	\$0.00	\$0.00	\$50,000.00
2600 COMBUSTIBLES, LUBRICANTES Y ADITI	\$179,940.50	\$0.00	\$0.00	\$0.00	\$0.00	\$0.00	\$17,886.38	\$36,186.85	\$31,969.71	\$22,446.32	\$42,208.77	\$29,242.47	\$179,940.50	\$0.00	
2610 Combustibles, lubricantes y aditivos	\$179,940.50	\$0.00	\$0.00	\$0.00	\$0.00	\$0.00	\$17,886.38	\$36,186.85	\$31,969.71	\$22,446.32	\$42,208.77	\$29,242.47	\$179,940.50	\$0.00	
2611 Combustibles	\$179,940.50	\$0.00	\$0.00	\$0.00	\$0.00	\$0.00	\$17,886.38	\$36,186.85	\$31,969.71	\$22,446.32	\$42,208.77	\$29,242.47	\$179,940.50	\$0.00	
2700 VESTUARIO, BLANCOS, PRENDAS DE PI	\$50,000.00	\$0.00	\$0.00	\$0.00	\$0.00	\$0.00	\$0.00	\$0.00	\$0.00	\$0.00	\$0.00	\$0.00	\$0.00	\$0.00	
2710 Vestuario y uniformes	\$50,000.00	\$0.00	\$0.00	\$0.00	\$0.00	\$0.00	\$0.00	\$0.00	\$0.00	\$0.00	\$0.00	\$0.00	\$0.00	\$0.00	
2711 Vestuarios y uniformes	\$50,000.00	\$0.00	\$0.00	\$0.00	\$0.00	\$0.00	\$0.00	\$0.00	\$0.00	\$0.00	\$0.00	\$0.00	\$0.00	\$0.00	
2800 HERRAMIENTAS, REFACCIONES Y ACCE	\$15,000.00	\$0.00	\$0.00	\$0.00	\$0.00	\$0.00	\$0.00	\$0.00	\$0.00	\$0.00	\$0.00	\$0.00	\$0.00	\$0.00	
2910 Herramientas menores	\$15,000.00	\$0.00	\$0.00	\$0.00	\$0.00	\$0.00	\$0.00	\$0.00	\$0.00	\$0.00	\$0.00	\$0.00	\$0.00	\$0.00	
2911 Herramientas menores	\$15,000.00	\$0.00	\$0.00	\$0.00	\$0.00	\$0.00	\$0.00	\$0.00	\$0.00	\$0.00	\$0.00	\$0.00	\$0.00	\$0.00	
3000 SERVICIOS GENERALES	\$816,520.19	\$117,149.13	\$20,912.83	\$16,738.66	\$11,861.82	\$11,997.44	\$34,183.95	\$11,386.87	\$10,125.80	\$29,892.16	\$66,453.65	\$106,773.98	\$47,711.39	\$485,178.65	\$331,341.51
3100 SERVICIOS BÁSICOS	\$108,331.75	\$2,136.43	\$5,051.64	\$8,535.51	\$5,499.99	\$4,431.44	\$5,455.58	\$5,929.64	\$2,516.10	\$9,024.92	\$12,762.72	\$15,082.26	\$4,584.32	\$81,010.52	\$27,321.23
3110 Energía eléctrica	\$10,000.00	\$0.00	\$152.00	\$0.00	\$225.00	\$0.00	\$0.00	\$0.00	\$0.00	\$0.00	\$0.00	\$0.00	\$0.00	\$9,623.00	\$9,623.00
3111 Energía eléctrica	\$10,000.00	\$0.00	\$152.00	\$0.00	\$225.00	\$0.00	\$0.00	\$0.00	\$0.00	\$0.00	\$0.00	\$0.00	\$0.00	\$9,623.00	\$9,623.00
3120 Gas	\$41,000.00	\$2,136.43	\$3,313.00	\$0.00	\$1,988.00	\$1,848.44	\$1,822.30	\$4,026.24	\$0.00	\$7,900.92	\$7,954.47	\$3,907.34	\$1,365.63	\$36,062.77	\$4,937.23



CONTIGO POR TU FAMILIA
DIRECCIÓN GENERAL



SECRETARÍA DE FAMILIA
COMISARIO DEL



SECRETARÍA DE FAMILIA
COMISARIO DEL




Usr: supervisor
Rep: rptAnaliticoPresupuestoEgresos_FF

Sistema Municipal para el Desarrollo Integral de la Familia de Mineral de la Reforma, Hidalgo

Analítico Mensual de Egresos Pagados por Fuente de Financiamiento al 31/dic./2023 (Cuentas con Movimientos) (Cifras en pesos y centavos)

Fecha y hora de Impresión: 28/feb./2024 02:35 p. m.

Objeto del Gasto		Presupuesto Vigente	Ene	Feb	Mar	Abr	May	Jun	Jul	Ago	Sep	Oct	Nov	Dic	Total	Diferencia (Vigente - Total)
3121	GAS	\$41,000.00	\$2,136.43	\$3,313.00	\$0.00	\$1,988.00	\$1,848.44	\$1,022.30	\$4,026.24	\$0.00	\$7,900.92	\$7,954.47	\$3,907.34	\$1,365.63	\$36,062.77	\$4,937.23
3130	Agua	\$27,331.75	\$0.00	\$1,586.64	\$1,353.51	\$2,406.99	\$1,387.00	\$1,539.25	\$1,505.40	\$2,117.10	\$0.00	\$2,854.25	\$10,160.92	\$2,420.69	\$27,331.75	\$0.00
3131	Agua	\$27,331.75	\$0.00	\$1,586.64	\$1,353.51	\$2,406.99	\$1,387.00	\$1,539.25	\$1,505.40	\$2,117.10	\$0.00	\$2,854.25	\$10,160.92	\$2,420.69	\$27,331.75	\$0.00
3140	Telefonia Tradicional	\$30,000.00	\$0.00	\$0.00	\$7,182.00	\$880.00	\$1,196.00	\$2,294.00	\$398.00	\$399.00	\$1,124.00	\$1,954.00	\$1,014.00	\$798.00	\$17,239.00	\$12,761.00
3141	Telefonia tradicional	\$30,000.00	\$0.00	\$0.00	\$7,182.00	\$880.00	\$1,196.00	\$2,294.00	\$398.00	\$399.00	\$1,124.00	\$1,954.00	\$1,014.00	\$798.00	\$17,239.00	\$12,761.00
3200	SERVICIOS DE ARRENDAMIENTO	\$35,000.00	\$0.00	\$0.00	\$0.00	\$0.00	\$0.00	\$0.00	\$0.00	\$0.00	\$0.00	\$0.00	\$0.00	\$0.00	\$0.00	\$0.00
3220	Arrendamiento de edificios	\$30,000.00	\$0.00	\$0.00	\$0.00	\$0.00	\$0.00	\$0.00	\$0.00	\$0.00	\$0.00	\$0.00	\$0.00	\$3,198.00	\$3,198.00	\$31,802.00
3221	Arrendamiento de edificios	\$30,000.00	\$0.00	\$0.00	\$0.00	\$0.00	\$0.00	\$0.00	\$0.00	\$0.00	\$0.00	\$0.00	\$0.00	\$3,198.00	\$3,198.00	\$26,802.00
3290	Otros arrendamientos	\$5,000.00	\$0.00	\$0.00	\$0.00	\$0.00	\$0.00	\$0.00	\$0.00	\$0.00	\$0.00	\$0.00	\$0.00	\$3,198.00	\$3,198.00	\$26,802.00
3291	Otros arrendamientos	\$5,000.00	\$0.00	\$0.00	\$0.00	\$0.00	\$0.00	\$0.00	\$0.00	\$0.00	\$0.00	\$0.00	\$0.00	\$0.00	\$0.00	\$5,000.00
3300	SERVICIOS PROFESIONALES, CIENTÍFIC	\$30,000.00	\$0.00	\$3,602.48	\$0.00	\$0.00	\$0.00	\$0.00	\$0.00	\$0.00	\$0.00	\$0.00	\$0.00	\$0.00	\$0.00	\$5,000.00
3340	Servicios de capacitación	\$10,000.00	\$0.00	\$0.00	\$0.00	\$0.00	\$0.00	\$3,802.48	\$0.00	\$0.00	\$0.00	\$0.00	\$0.00	\$0.00	\$7,604.96	\$22,395.04
3341	Servicios de capacitación	\$10,000.00	\$0.00	\$0.00	\$0.00	\$0.00	\$0.00	\$0.00	\$0.00	\$0.00	\$0.00	\$0.00	\$0.00	\$0.00	\$0.00	\$10,000.00
3390	Servicios profesionales, científicos y técnico	\$20,000.00	\$0.00	\$3,802.48	\$0.00	\$0.00	\$0.00	\$0.00	\$0.00	\$0.00	\$0.00	\$0.00	\$0.00	\$0.00	\$0.00	\$0.00
3391	Servicios profesionales, científicos y técnico	\$20,000.00	\$0.00	\$3,802.48	\$0.00	\$0.00	\$0.00	\$3,802.48	\$0.00	\$0.00	\$0.00	\$0.00	\$0.00	\$0.00	\$7,604.96	\$12,395.04
3400	SERVICIOS FINANCIEROS, BANCARIOS	\$41,000.00	\$425.72	\$1,288.71	\$860.15	\$0.00	\$0.00	\$3,802.48	\$0.00	\$0.00	\$0.00	\$0.00	\$0.00	\$0.00	\$7,604.96	\$12,395.04
3410	Servicios financieros y bancarios	\$41,000.00	\$425.72	\$1,288.71	\$860.15	\$0.00	\$0.00	\$0.00	\$5.22	\$5.22	\$0.00	\$0.00	\$5.22	\$297.04	\$2,887.28	\$38,312.72
3411	Servicios financieros y bancarios	\$41,000.00	\$425.72	\$1,288.71	\$860.15	\$0.00	\$0.00	\$0.00	\$5.22	\$5.22	\$0.00	\$0.00	\$5.22	\$297.04	\$2,887.28	\$38,312.72
3500	SERVICIOS DE INSTALACIÓN, REPARAC	\$221,513.44	\$1,638.98	\$7,232.00	\$7,428.00	\$5,861.84	\$7,314.00	\$21,478.92	\$4,278.01	\$7,478.48	\$17,907.22	\$53,690.93	\$10,486.50	\$4,615.99	\$148,510.86	\$72,002.58
3510	Conservación y mantenimiento menor de ii	\$105,513.44	\$1,438.98	\$7,232.00	\$7,428.00	\$5,861.84	\$2,357.00	\$14,321.92	\$4,128.00	\$6,059.48	\$17,600.22	\$31,012.50	\$5,503.50	\$2,570.00	\$105,513.44	\$0.00
3511	Conservación y mantenimiento menor de ii	\$105,513.44	\$1,438.98	\$7,232.00	\$7,428.00	\$5,861.84	\$2,357.00	\$14,321.92	\$4,128.00	\$6,059.48	\$17,600.22	\$31,012.50	\$5,503.50	\$2,570.00	\$105,513.44	\$0.00
3520	Instalación, reparación y mantenimiento de ii	\$20,000.00	\$0.00	\$0.00	\$0.00	\$0.00	\$1,624.00	\$0.00	\$0.00	\$0.00	\$0.00	\$0.00	\$0.00	\$0.00	\$1,624.00	\$18,376.00
3521	Instalación, reparación y mantenimiento de ii	\$20,000.00	\$0.00	\$0.00	\$0.00	\$0.00	\$1,624.00	\$0.00	\$0.00	\$0.00	\$0.00	\$0.00	\$0.00	\$0.00	\$1,624.00	\$18,376.00
3530	Instalación, reparación y mantenimiento de ii	\$15,000.00	\$0.00	\$0.00	\$0.00	\$0.00	\$3,183.00	\$3,480.00	\$0.00	\$0.00	\$0.00	\$3,376.00	\$0.00	\$554.00	\$10,593.00	\$4,407.00
3531	Instalación, reparación y mantenimiento de ii	\$15,000.00	\$0.00	\$0.00	\$0.00	\$0.00	\$3,183.00	\$3,480.00	\$0.00	\$0.00	\$0.00	\$3,376.00	\$0.00	\$554.00	\$10,593.00	\$4,407.00
3550	Reparación y mantenimiento de equipo de	\$80,000.00	\$200.00	\$0.00	\$0.00	\$99.99	\$150.00	\$3,677.00	\$150.01	\$1,419.00	\$307.00	\$19,302.43	\$4,983.00	\$1,491.99	\$31,780.42	\$48,219.58
3551	Reparación y mantenimiento de equipo de	\$80,000.00	\$200.00	\$0.00	\$0.00	\$99.99	\$150.00	\$3,677.00	\$150.01	\$1,419.00	\$307.00	\$19,302.43	\$4,983.00	\$1,491.99	\$31,780.42	\$48,219.58
3590	Servicios de jardinería y fumigación	\$1,000.00	\$0.00	\$0.00	\$0.00	\$0.00	\$0.00	\$0.00	\$0.00	\$0.00	\$307.00	\$19,302.43	\$4,983.00	\$1,491.99	\$31,780.42	\$48,219.58
3591	Servicios de jardinería y fumigación	\$1,000.00	\$0.00	\$0.00	\$0.00	\$0.00	\$0.00	\$0.00	\$0.00	\$0.00	\$0.00	\$0.00	\$0.00	\$0.00	\$0.00	\$1,000.00
3700	Servicios de traslados y viáticos	\$11,500.00	\$348.00	\$348.00	\$116.00	\$0.00	\$252.00	\$2,166.00	\$1,174.00	\$126.00	\$0.00	\$0.00	\$0.00	\$0.00	\$5,209.04	\$6,290.96
3720	Pasajes terrestres	\$1,000.00	\$0.00	\$0.00	\$0.00	\$0.00	\$0.00	\$0.00	\$0.00	\$0.00	\$0.00	\$0.00	\$0.00	\$679.04	\$5,209.04	\$6,290.96
3721	Pasajes terrestres nacionales	\$1,000.00	\$0.00	\$0.00	\$0.00	\$0.00	\$0.00	\$0.00	\$0.00	\$0.00	\$0.00	\$0.00	\$0.00	\$0.00	\$0.00	\$1,000.00
3750	Viáticos en el país	\$10,500.00	\$348.00	\$348.00	\$116.00	\$0.00	\$252.00	\$2,166.00	\$1,174.00	\$126.00	\$0.00	\$0.00	\$0.00	\$679.04	\$5,209.04	\$5,290.96
3751	Viáticos en el país	\$10,500.00	\$348.00	\$348.00	\$116.00	\$0.00	\$252.00	\$2,166.00	\$1,174.00	\$126.00	\$0.00	\$0.00	\$0.00	\$679.04	\$5,209.04	\$5,290.96
3800	SERVICIOS OFICIALES	\$125,000.00	\$0.00	\$3,190.00	\$0.00	\$400.00	\$0.00	\$1,281.00	\$0.00	\$0.00	\$2,950.02	\$0.00	\$81,200.00	\$34,337.00	\$123,358.02	\$1,641.98
3820	Gastos de orden social y cultural	\$125,000.00	\$0.00	\$3,190.00	\$0.00	\$400.00	\$0.00	\$1,281.00	\$0.00	\$0.00	\$2,950.02	\$0.00	\$81,200.00	\$34,337.00	\$123,358.02	\$1,641.98
3821	Gastos de orden social y cultural	\$125,000.00	\$0.00	\$3,190.00	\$0.00	\$400.00	\$0.00	\$1,281.00	\$0.00	\$0.00	\$2,950.02	\$0.00	\$81,200.00	\$34,337.00	\$123,358.02	\$1,641.98
3900	OTROS SERVICIOS GENERALES	\$244,175.00	\$112,800.00	\$0.00	\$0.00	\$0.00	\$0.00	\$0.00	\$0.00	\$0.00	\$0.00	\$0.00	\$0.00	\$0.00	\$112,800.00	\$131,375.00
3920	Impuestos y derechos	\$500.00	\$0.00	\$0.00	\$0.00	\$0.00	\$0.00	\$0.00	\$0.00	\$0.00	\$0.00	\$0.00	\$0.00	\$0.00	\$0.00	\$500.00
3921	Impuestos y derechos	\$500.00	\$0.00	\$0.00	\$0.00	\$0.00	\$0.00	\$0.00	\$0.00	\$0.00	\$0.00	\$0.00	\$0.00	\$0.00	\$0.00	\$500.00





Utr: supervisor
Rep: rptAnaliticoPresupuestoEgresos_FF

Sistema Municipal para el Desarrollo Integral de la Familia de Mineral de la Reforma, Hidalgo

Analítico Mensual de Egresos Pagados por Fuente de Financiamiento al 31/dic./2023 (Cuentas con Movimientos) (Cifras en pesos y centavos)

Fecha y hora de Impresión: 28/feb./2024 02:35 p. m.

Objeto del Gasto	Presupuesto Vigente	Ene	Feb	Mar	Abr	May	Jun	Jul	Ago	Sep	Oct	Nov	Dic	Total	Diferencia (Vigente - Total)
3980 Impuesto sobre nóminas y otros que se de	\$243,675.00	\$112,600.00	\$0.00	\$0.00	\$0.00	\$0.00	\$0.00	\$0.00	\$0.00	\$0.00	\$0.00	\$0.00	\$0.00	\$112,600.00	\$131,075.00
3982 Otros impuestos derivados de una relación	\$243,675.00	\$112,600.00	\$0.00	\$0.00	\$0.00	\$0.00	\$0.00	\$0.00	\$0.00	\$0.00	\$0.00	\$0.00	\$0.00	\$112,600.00	\$131,075.00
4000 TRANSFERENCIAS, ASIGNACIONES	\$264,646.12	\$1,034.25	\$26,762.99	\$9,050.50	\$9,527.26	\$10,688.25	\$7,995.00	\$6,343.00	\$5,545.00	\$8,391.51	\$76,721.10	\$84,253.60	\$17,333.66	\$263,646.12	\$1,000.00
4400 AYUDAS SOCIALES	\$264,646.12	\$1,034.25	\$26,762.99	\$9,050.50	\$9,527.26	\$10,688.25	\$7,995.00	\$6,343.00	\$5,545.00	\$8,391.51	\$76,721.10	\$84,253.60	\$17,333.66	\$263,646.12	\$1,000.00
4410 Ayudas sociales a personas	\$263,646.12	\$1,034.25	\$26,762.99	\$9,050.50	\$9,527.26	\$10,688.25	\$7,995.00	\$6,343.00	\$5,545.00	\$8,391.51	\$76,721.10	\$84,253.60	\$17,333.66	\$263,646.12	\$1,000.00
4411 Ayudas sociales a personas	\$263,646.12	\$1,034.25	\$26,762.99	\$9,050.50	\$9,527.26	\$10,688.25	\$7,995.00	\$6,343.00	\$5,545.00	\$8,391.51	\$76,721.10	\$84,253.60	\$17,333.66	\$263,646.12	\$0.00
4420 Becas y otras ayudas para programas de c	\$1,000.00	\$0.00	\$0.00	\$0.00	\$0.00	\$0.00	\$0.00	\$0.00	\$0.00	\$0.00	\$0.00	\$0.00	\$0.00	\$0.00	\$1,000.00
4421 Becas y otras ayudas para programas de c	\$1,000.00	\$0.00	\$0.00	\$0.00	\$0.00	\$0.00	\$0.00	\$0.00	\$0.00	\$0.00	\$0.00	\$0.00	\$0.00	\$0.00	\$1,000.00
5000 BIENES MUEBLES, INMUEBLES E IN	\$110,500.00	\$0.00	\$0.00	\$0.00	\$0.00	\$2,598.00	\$2,499.00	\$0.00	\$0.00	\$0.00	\$0.00	\$0.00	\$0.00	\$0.00	\$1,000.00
5100 MOBILIARIO Y EQUIPO DE ADMINISTRAC	\$91,000.00	\$0.00	\$0.00	\$0.00	\$0.00	\$2,598.00	\$0.00	\$0.00	\$0.00	\$0.00	\$0.00	\$0.00	\$0.00	\$5,097.00	\$105,403.00
5110 Muebles de oficina y estantería	\$30,000.00	\$0.00	\$0.00	\$0.00	\$0.00	\$2,598.00	\$0.00	\$0.00	\$0.00	\$0.00	\$0.00	\$0.00	\$0.00	\$2,598.00	\$88,402.00
5111 Muebles de oficina	\$30,000.00	\$0.00	\$0.00	\$0.00	\$0.00	\$2,598.00	\$0.00	\$0.00	\$0.00	\$0.00	\$0.00	\$0.00	\$0.00	\$2,598.00	\$27,402.00
5150 Equipos de cómputo y de tecnologías de la i	\$61,000.00	\$0.00	\$0.00	\$0.00	\$0.00	\$0.00	\$0.00	\$0.00	\$0.00	\$0.00	\$0.00	\$0.00	\$0.00	\$0.00	\$2,598.00
5151 Equipo de cómputo y de tecnología de la i	\$60,000.00	\$0.00	\$0.00	\$0.00	\$0.00	\$0.00	\$0.00	\$0.00	\$0.00	\$0.00	\$0.00	\$0.00	\$0.00	\$0.00	\$0.00
5152 Refacciones y accesorios mayores para eq	\$1,000.00	\$0.00	\$0.00	\$0.00	\$0.00	\$0.00	\$0.00	\$0.00	\$0.00	\$0.00	\$0.00	\$0.00	\$0.00	\$0.00	\$60,000.00
5200 MOBILIARIO Y EQUIPO EDUCACIONAL Y	\$18,500.00	\$0.00	\$0.00	\$0.00	\$0.00	\$0.00	\$2,499.00	\$0.00	\$0.00	\$0.00	\$0.00	\$0.00	\$0.00	\$0.00	\$1,000.00
5210 Equipos y aparatos audiovisuales	\$7,500.00	\$0.00	\$0.00	\$0.00	\$0.00	\$0.00	\$2,499.00	\$0.00	\$0.00	\$0.00	\$0.00	\$0.00	\$0.00	\$0.00	\$2,499.00
5211 Equipos y aparatos de proyección de imág	\$7,500.00	\$0.00	\$0.00	\$0.00	\$0.00	\$0.00	\$2,499.00	\$0.00	\$0.00	\$0.00	\$0.00	\$0.00	\$0.00	\$0.00	\$14,001.00
5230 Cámaras fotográficas y de video	\$2,000.00	\$0.00	\$0.00	\$0.00	\$0.00	\$0.00	\$0.00	\$0.00	\$0.00	\$0.00	\$0.00	\$0.00	\$0.00	\$0.00	\$5,001.00
5231 Cámaras fotográficas y de video	\$2,000.00	\$0.00	\$0.00	\$0.00	\$0.00	\$0.00	\$0.00	\$0.00	\$0.00	\$0.00	\$0.00	\$0.00	\$0.00	\$0.00	\$2,000.00
5290 Otro mobiliario y equipo educacional y recr	\$7,000.00	\$0.00	\$0.00	\$0.00	\$0.00	\$0.00	\$0.00	\$0.00	\$0.00	\$0.00	\$0.00	\$0.00	\$0.00	\$0.00	\$2,000.00
5291 Otro mobiliario y equipo educacional	\$7,000.00	\$0.00	\$0.00	\$0.00	\$0.00	\$0.00	\$0.00	\$0.00	\$0.00	\$0.00	\$0.00	\$0.00	\$0.00	\$0.00	\$7,000.00
5300 EQUIPO E INSTRUMENTAL MÉDICO Y DE	\$2,000.00	\$0.00	\$0.00	\$0.00	\$0.00	\$0.00	\$0.00	\$0.00	\$0.00	\$0.00	\$0.00	\$0.00	\$0.00	\$0.00	\$7,000.00
5310 Equipo médico y de laboratorio	\$1,000.00	\$0.00	\$0.00	\$0.00	\$0.00	\$0.00	\$0.00	\$0.00	\$0.00	\$0.00	\$0.00	\$0.00	\$0.00	\$0.00	\$2,000.00
5311 Equipo médico y de laboratorio	\$1,000.00	\$0.00	\$0.00	\$0.00	\$0.00	\$0.00	\$0.00	\$0.00	\$0.00	\$0.00	\$0.00	\$0.00	\$0.00	\$0.00	\$1,000.00
5320 Instrumental médico y de laboratorio	\$1,000.00	\$0.00	\$0.00	\$0.00	\$0.00	\$0.00	\$0.00	\$0.00	\$0.00	\$0.00	\$0.00	\$0.00	\$0.00	\$0.00	\$1,000.00
5321 Instrumental médico y de laboratorio	\$1,000.00	\$0.00	\$0.00	\$0.00	\$0.00	\$0.00	\$0.00	\$0.00	\$0.00	\$0.00	\$0.00	\$0.00	\$0.00	\$0.00	\$1,000.00
5600 MAQUINARIA, OTROS EQUIPOS Y HERRU	\$1,000.00	\$0.00	\$0.00	\$0.00	\$0.00	\$0.00	\$0.00	\$0.00	\$0.00	\$0.00	\$0.00	\$0.00	\$0.00	\$0.00	\$1,000.00
5690 Otros equipos	\$1,000.00	\$0.00	\$0.00	\$0.00	\$0.00	\$0.00	\$0.00	\$0.00	\$0.00	\$0.00	\$0.00	\$0.00	\$0.00	\$0.00	\$1,000.00
5691 OTROS EQUIPOS	\$1,000.00	\$0.00	\$0.00	\$0.00	\$0.00	\$0.00	\$0.00	\$0.00	\$0.00	\$0.00	\$0.00	\$0.00	\$0.00	\$0.00	\$1,000.00
RECURSOS PROPIOS	\$3,896,959.76	\$227,085.36	\$218,370.37	\$283,669.48	\$121,280.59	\$212,081.95	\$203,588.21	\$273,953.50	\$73,597.32	\$114,216.40	\$457,642.49	\$408,457.88	\$291,230.66	\$2,885,204.24	\$1,011,755.56

2 SUBSIDIO

1000 SERVICIOS PERSONALES	\$18,792,232.10	\$1,221,597.03	\$1,253,138.75	\$1,244,438.06	\$1,241,761.98	\$1,240,136.03	\$1,383,939.70	\$1,262,204.31	\$1,314,529.83	\$1,225,940.26	\$1,274,480.82	\$1,397,201.16	\$4,369,171.26	\$18,408,539.19	\$383,692.91
1100 REMUNERACIONES AL PERSONAL DE C	\$16,048,813.65	\$1,221,597.03	\$1,248,432.41	\$1,241,311.63	\$1,241,761.98	\$1,234,907.23	\$1,228,899.47	\$1,240,126.64	\$1,239,599.41	\$1,225,940.26	\$1,232,098.24	\$1,232,288.54	\$1,229,157.00	\$14,816,119.84	\$232,693.81
1130 Sueldos base al personal permanente	\$15,048,813.65	\$1,221,597.03	\$1,248,432.41	\$1,241,311.63	\$1,241,761.98	\$1,234,907.23	\$1,228,899.47	\$1,240,126.64	\$1,239,599.41	\$1,225,940.26	\$1,232,098.24	\$1,232,288.54	\$1,229,157.00	\$14,816,119.84	\$232,693.81
1132 Sueldos al personal de base	\$3,713,418.48	\$0.00	\$1,605.42	\$3,126.43	\$0.00	\$5,228.80	\$135,040.23	\$22,077.67	\$72,346.74	\$0.00	\$42,382.58	\$164,912.62	\$3,140,014.26	\$3,586,733.76	\$126,684.70
1300 REMUNERACIONES ADICIONALES Y ESP	\$3,385,983.07	\$0.00	\$1,605.42	\$3,126.43	\$0.00	\$5,228.80	\$135,040.23	\$22,077.67	\$72,346.74	\$0.00	\$42,382.58	\$0.00	\$2,977,491.50	\$3,259,298.37	\$126,684.70
1320 Primas de vacaciones, dominical y gratific															





Usr: supervisor
Rep: rptAnaliticoPresupuestoEgresos_FF

Sistema Municipal para el Desarrollo Integral de la Familia de Mineral de la Reforma, Hidalgo HIDALGO



Analítico Mensual de Egresos Pagados por Fuente de Financiamiento al 31/dic./2023
(Cuentas con Movimientos)
(Cifras en pesos y centavos)

Fecha y hora de Impresión: 26/feb./2024 02:35 p. m.

Objeto del Gasto	Presupuesto Vigente	Ene	Feb	Mar	Abr	May	Jun	Jul	Ago	Sep	Oct	Nov	Dic	Total	Diferencia (Vigente - Total)
1321 Prestaciones de fin de año en efectivo	\$3,135,169.51	\$0.00	\$1,486.50	\$2,894.85	\$0.00	\$4,841.22	\$26,264.08	\$20,442.23	\$98,588.18	\$0.00	\$40,233.13	\$0.00	\$2,862,731.59	\$3,027,481.78	\$107,687.73
1322 Prima vacacional	\$250,813.56	\$0.00	\$118.92	\$231.58	\$0.00	\$387.58	\$108,776.15	\$1,635.44	\$3,757.56	\$0.00	\$2,149.45	\$0.00	\$114,759.91	\$231,816.59	\$18,996.97
1340 Compensaciones	\$327,435.38	\$0.00	\$0.00	\$0.00	\$0.00	\$0.00	\$0.00	\$0.00	\$0.00	\$0.00	\$0.00	\$164,912.62	\$162,522.76	\$327,435.38	\$0.00
1342 Compensación por servicios al personal de	\$327,435.38	\$0.00	\$0.00	\$0.00	\$0.00	\$0.00	\$0.00	\$0.00	\$0.00	\$0.00	\$0.00	\$164,912.62	\$162,522.76	\$327,435.38	\$0.00
1500 OTRAS PRESTACIONES SOCIALES Y EC	\$30,000.00	\$0.00	\$3,100.92	\$0.00	\$0.00	\$0.00	\$0.00	\$0.00	\$2,584.68	\$0.00	\$0.00	\$0.00	\$0.00	\$5,685.60	\$24,314.40
1520 Indemnizaciones	\$30,000.00	\$0.00	\$3,100.92	\$0.00	\$0.00	\$0.00	\$0.00	\$0.00	\$2,584.68	\$0.00	\$0.00	\$0.00	\$0.00	\$5,685.60	\$24,314.40
1521 Indemnizaciones	\$30,000.00	\$0.00	\$3,100.92	\$0.00	\$0.00	\$0.00	\$0.00	\$0.00	\$2,584.68	\$0.00	\$0.00	\$0.00	\$0.00	\$5,685.60	\$24,314.40
2000 MATERIALES Y SUMINISTRO	\$1,931,711.20	\$280,089.81	\$110,767.18	\$196,170.15	\$141,815.91	\$219,289.32	\$141,047.51	\$108,734.07	\$92,828.71	\$55,809.12	\$79,956.93	\$142,380.18	\$305,934.03	\$1,874,402.92	\$57,308.28
2100 Materiales de administración, emisión de	\$815,688.86	\$124,753.60	\$49,670.61	\$78,465.15	\$30,477.64	\$102,170.80	\$24,122.08	\$46,146.59	\$71,743.71	\$28,597.81	\$58,943.83	\$72,264.18	\$98,841.52	\$786,197.12	\$29,489.74
2110 Materiales, útiles y equipos menores de ofi	\$347,571.05	\$47,283.00	\$1,321.60	\$44,023.01	\$28,302.54	\$47,331.62	\$5,390.40	\$23,314.74	\$23,112.54	\$18,958.21	\$33,382.92	\$30,031.95	\$45,118.52	\$347,571.05	\$0.00
2111 Papelería y consumibles de oficina	\$347,571.05	\$47,283.00	\$1,321.60	\$44,023.01	\$28,302.54	\$47,331.62	\$5,390.40	\$23,314.74	\$23,112.54	\$18,958.21	\$33,382.92	\$30,031.95	\$45,118.52	\$347,571.05	\$0.00
2150 Material impreso e información digital	\$226,115.81	\$34,126.04	\$29,928.21	\$0.00	\$0.00	\$19,530.52	\$18,731.68	\$18,702.25	\$14,991.75	\$0.00	\$25,560.61	\$34,978.75	\$29,566.00	\$226,115.81	\$0.00
2151 Publicaciones impresas	\$226,115.81	\$34,126.04	\$29,928.21	\$0.00	\$0.00	\$19,530.52	\$18,731.68	\$18,702.25	\$14,991.75	\$0.00	\$25,560.61	\$34,978.75	\$29,566.00	\$226,115.81	\$0.00
2160 Material de limpieza	\$242,000.00	\$43,344.56	\$18,420.80	\$34,442.14	\$2,175.00	\$35,308.86	\$0.00	\$4,129.60	\$33,639.42	\$9,639.60	\$0.00	\$7,253.48	\$24,157.00	\$212,510.26	\$29,489.74
2161 Material de limpieza	\$242,000.00	\$43,344.56	\$18,420.80	\$34,442.14	\$2,175.00	\$35,308.86	\$0.00	\$4,129.60	\$33,639.42	\$9,639.60	\$0.00	\$7,253.48	\$24,157.00	\$212,510.26	\$29,489.74
2200 ALIMENTOS Y UTENSILIOS	\$655,824.34	\$80,168.49	\$26,930.69	\$69,604.23	\$71,722.16	\$58,654.36	\$59,433.00	\$40,156.90	\$0.00	\$3,162.00	\$0.00	\$40,600.00	\$205,392.51	\$655,824.34	\$0.00
2210 Productos alimenticios para personas	\$655,824.34	\$80,168.49	\$26,930.69	\$69,604.23	\$71,722.16	\$58,654.36	\$59,433.00	\$40,156.90	\$0.00	\$3,162.00	\$0.00	\$40,600.00	\$205,392.51	\$655,824.34	\$0.00
2214 Alimentación de personas por el desarrollo	\$655,824.34	\$80,168.49	\$26,930.69	\$69,604.23	\$71,722.16	\$58,654.36	\$59,433.00	\$40,156.90	\$0.00	\$3,162.00	\$0.00	\$40,600.00	\$205,392.51	\$655,824.34	\$0.00
2400 MATERIALES Y ARTÍCULOS DE CONSTR	\$20,000.00	\$9,880.07	\$0.00	\$0.00	\$0.00	\$0.00	\$0.00	\$0.00	\$0.00	\$0.00	\$0.00	\$0.00	\$0.00	\$9,880.07	\$10,119.93
2460 Material eléctrico y electrónico	\$20,000.00	\$9,880.07	\$0.00	\$0.00	\$0.00	\$0.00	\$0.00	\$0.00	\$0.00	\$0.00	\$0.00	\$0.00	\$0.00	\$9,880.07	\$10,119.93
2461 Material eléctrico y electrónico	\$20,000.00	\$9,880.07	\$0.00	\$0.00	\$0.00	\$0.00	\$0.00	\$0.00	\$0.00	\$0.00	\$0.00	\$0.00	\$0.00	\$9,880.07	\$10,119.93
2600 Productos químicos, farmacéuticos y de l	\$173,500.00	\$31,066.20	\$0.00	\$3,878.00	\$28,980.00	\$3,420.00	\$21,955.50	\$8,476.88	\$20,885.00	\$23,849.31	\$0.00	\$29,516.00	\$1,700.00	\$173,726.89	\$1,473.11
2530 Medicinas y productos farmacéuticos	\$173,500.00	\$31,066.20	\$0.00	\$3,878.00	\$28,980.00	\$3,420.00	\$21,955.50	\$8,476.88	\$20,885.00	\$23,849.31	\$0.00	\$29,516.00	\$1,700.00	\$173,726.89	\$1,473.11
2531 Medicinas y productos farmacéuticos de u:	\$173,500.00	\$31,066.20	\$0.00	\$3,878.00	\$28,980.00	\$3,420.00	\$21,955.50	\$8,476.88	\$20,885.00	\$23,849.31	\$0.00	\$29,516.00	\$1,700.00	\$173,726.89	\$1,473.11
2540 Materiales, accesorios y suministros médic	\$1,700.00	\$0.00	\$0.00	\$0.00	\$0.00	\$0.00	\$0.00	\$0.00	\$0.00	\$0.00	\$0.00	\$0.00	\$1,700.00	\$1,700.00	\$0.00
2541 Materiales y suministros médicos	\$1,700.00	\$0.00	\$0.00	\$0.00	\$0.00	\$0.00	\$0.00	\$0.00	\$0.00	\$0.00	\$0.00	\$0.00	\$1,700.00	\$1,700.00	\$0.00
2600 COMBUSTIBLES, LUBRICANTES Y ADITIV	\$255,000.00	\$34,221.45	\$34,165.88	\$44,222.77	\$10,636.21	\$55,024.16	\$35,536.93	\$13,953.70	\$0.00	\$0.00	\$21,013.40	\$0.00	\$0.00	\$248,774.50	\$6,225.50
2610 Combustibles, lubricantes y aditivos	\$255,000.00	\$34,221.45	\$34,165.88	\$44,222.77	\$10,636.21	\$55,024.16	\$35,536.93	\$13,953.70	\$0.00	\$0.00	\$21,013.40	\$0.00	\$0.00	\$248,774.50	\$6,225.50
2611 Combustibles	\$255,000.00	\$34,221.45	\$34,165.88	\$44,222.77	\$10,636.21	\$55,024.16	\$35,536.93	\$13,953.70	\$0.00	\$0.00	\$21,013.40	\$0.00	\$0.00	\$248,774.50	\$6,225.50
2700 VESTUARIO, BLANCOS, PRENDAS DE PI	\$10,000.00	\$0.00	\$0.00	\$0.00	\$0.00	\$0.00	\$0.00	\$0.00	\$0.00	\$0.00	\$21,013.40	\$0.00	\$0.00	\$248,774.50	\$6,225.50
2710 Vestuario y uniformes	\$10,000.00	\$0.00	\$0.00	\$0.00	\$0.00	\$0.00	\$0.00	\$0.00	\$0.00	\$0.00	\$21,013.40	\$0.00	\$0.00	\$248,774.50	\$6,225.50
2711 Vestuarios y uniformes	\$10,000.00	\$0.00	\$0.00	\$0.00	\$0.00	\$0.00	\$0.00	\$0.00	\$0.00	\$0.00	\$21,013.40	\$0.00	\$0.00	\$248,774.50	\$6,225.50
3000 SERVICIOS GENERALES	\$2,786,054.08	\$60,488.33	\$77,041.20	\$67,161.57	\$146,834.72	\$169,444.71	\$153,358.76	\$175,726.29	\$335,133.88	\$355,965.75	\$73,183.26	\$592,768.00	\$513,380.20	\$2,720,186.67	\$65,867.41
3100 SERVICIOS BÁSICOS	\$75,000.00	\$10,000.09	\$1,902.00	\$7,163.00	\$3,981.45	\$10,037.98	\$1,498.00	\$1,498.00	\$2,675.48	\$1,720.08	\$800.00	\$800.00	\$800.00	\$42,876.06	\$32,123.94
3110 Energía eléctrica	\$10,000.00	\$0.00	\$0.00	\$0.00	\$0.00	\$0.00	\$0.00	\$0.00	\$0.00	\$0.00	\$0.00	\$0.00	\$0.00	\$0.00	\$10,000.00
3111 Energía eléctrica	\$10,000.00	\$0.00	\$0.00	\$0.00	\$0.00	\$0.00	\$0.00	\$0.00	\$0.00	\$0.00	\$0.00	\$0.00	\$0.00	\$0.00	\$10,000.00
3120 Gas	\$30,000.00	\$5,355.00	\$1,102.00	\$5,347.00	\$3,181.45	\$3,162.82	\$0.00	\$0.00	\$1,177.48	\$920.08	\$0.00	\$0.00	\$0.00	\$20,245.83	\$9,754.17
3121 GAS	\$30,000.00	\$5,355.00	\$1,102.00	\$5,347.00	\$3,181.45	\$3,162.82	\$0.00	\$0.00	\$1,177.48	\$920.08	\$0.00	\$0.00	\$0.00	\$20,245.83	\$9,754.17
3130 Agua	\$15,000.00	\$3,336.09	\$0.00	\$0.00	\$0.00	\$5,376.14	\$0.00	\$0.00	\$0.00	\$0.00	\$0.00	\$0.00	\$0.00	\$8,712.23	\$6,287.77
3131 Agua	\$15,000.00	\$3,336.09	\$0.00	\$0.00	\$0.00	\$5,376.14	\$0.00	\$0.00	\$0.00	\$0.00	\$0.00	\$0.00	\$0.00	\$8,712.23	\$6,287.77



 CON TIGO POR TU FAMILIA
 DIRECCIÓN GENERAL






Usr: supervisor
Rep: rptAnaliticoPresupuestoEgresos_FF


Sistema Municipal para el Desarrollo Integral de la Familia de Mineral de la Reforma, Hidalgo

HIDALGO
Analítico Mensual de Egresos Pagados por Fuente de Financiamiento al 31/dic./2023
(Cuentas con Movimientos)
(Cifras en pesos y centavos)

Fecha y hora de Impresión: 26/feb./2024 02:35 p. m.

Objeto del Gasto	Presupuesto Vigente	Ene	Feb	Mar	Abr	May	Jun	Jul	Ago	Sep	Oct	Nov	Dic	Total	Diferencia (Vigente - Total)
3140 Telefonía Tradicional	\$20,000.00	\$1,309.00	\$800.00	\$1,816.00	\$800.00	\$1,499.00	\$1,498.00	\$1,498.00	\$1,498.00	\$800.00	\$800.00	\$800.00	\$800.00	\$13,918.00	\$6,082.00
3141 Telefonía tradicional	\$20,000.00	\$1,309.00	\$800.00	\$1,816.00	\$800.00	\$1,499.00	\$1,498.00	\$1,498.00	\$1,498.00	\$800.00	\$800.00	\$800.00	\$800.00	\$13,918.00	\$6,082.00
3200 SERVICIOS DE ARRENDAMIENTO	\$40,000.00	\$2,762.00	\$2,762.00	\$2,762.00	\$2,762.00	\$5,980.00	\$5,960.00	\$3,198.00	\$3,198.00	\$3,198.00	\$3,198.00	\$3,198.00	\$3,198.00	\$38,958.00	\$1,042.00
3220 Arrendamiento de edificios	\$40,000.00	\$2,762.00	\$2,762.00	\$2,762.00	\$2,762.00	\$5,980.00	\$5,960.00	\$3,198.00	\$3,198.00	\$3,198.00	\$3,198.00	\$3,198.00	\$3,198.00	\$38,958.00	\$1,042.00
3221 Arrendamiento de edificios	\$40,000.00	\$2,762.00	\$2,762.00	\$2,762.00	\$2,762.00	\$5,980.00	\$5,960.00	\$3,198.00	\$3,198.00	\$3,198.00	\$3,198.00	\$3,198.00	\$3,198.00	\$38,958.00	\$1,042.00
3300 SERVICIOS PROFESIONALES, CIENTÍFICO	\$60,000.00	\$23,602.48	\$15,207.00	\$8,468.00	\$0.00	\$825.78	\$0.00	\$2,400.00	\$0.00	\$0.00	\$0.00	\$0.00	\$0.00	\$50,503.26	\$9,496.74
3390 Servicios profesionales, científicos y técnico	\$60,000.00	\$23,602.48	\$15,207.00	\$8,468.00	\$0.00	\$825.78	\$0.00	\$2,400.00	\$0.00	\$0.00	\$0.00	\$0.00	\$0.00	\$50,503.26	\$9,496.74
3391 Servicios profesionales, científicos y técnico	\$60,000.00	\$23,602.48	\$15,207.00	\$8,468.00	\$0.00	\$825.78	\$0.00	\$2,400.00	\$0.00	\$0.00	\$0.00	\$0.00	\$0.00	\$50,503.26	\$9,496.74
3500 SERVICIOS DE INSTALACIÓN, REPARAC	\$299,328.67	\$24,123.76	\$6,538.20	\$9,805.57	\$16,110.27	\$28,947.97	\$72,579.44	\$59,203.29	\$11,100.00	\$34,781.07	\$14,134.37	\$0.00	\$0.00	\$276,123.94	\$23,204.73
3510 Conservación y mantenimiento menor de i	\$225,000.00	\$7,697.00	\$3,264.20	\$3,955.60	\$14,010.26	\$23,047.97	\$72,579.44	\$44,859.72	\$10,000.00	\$24,303.93	\$0.00	\$0.00	\$0.00	\$203,718.12	\$21,281.88
3511 Conservación y mantenimiento menor de i	\$225,000.00	\$7,697.00	\$3,264.20	\$3,955.60	\$14,010.26	\$23,047.97	\$72,579.44	\$44,859.72	\$10,000.00	\$24,303.93	\$0.00	\$0.00	\$0.00	\$203,718.12	\$21,281.88
3520 Instalación, reparación y mantenimiento de	\$1,500.00	\$0.00	\$0.00	\$0.00	\$0.00	\$0.00	\$0.00	\$0.00	\$1,100.00	\$0.00	\$0.00	\$0.00	\$0.00	\$1,100.00	\$400.00
3521 Instalación, reparación y mantenimiento de	\$1,500.00	\$0.00	\$0.00	\$0.00	\$0.00	\$0.00	\$0.00	\$0.00	\$1,100.00	\$0.00	\$0.00	\$0.00	\$0.00	\$1,100.00	\$400.00
3530 Instalación, reparación y mantenimiento de	\$20,000.00	\$0.00	\$0.00	\$0.00	\$2,100.01	\$5,900.00	\$0.00	\$0.00	\$0.00	\$10,477.14	\$0.00	\$0.00	\$0.00	\$18,477.15	\$1,522.85
3531 Instalación, reparación y mantenimiento de	\$20,000.00	\$0.00	\$0.00	\$0.00	\$2,100.01	\$5,900.00	\$0.00	\$0.00	\$0.00	\$10,477.14	\$0.00	\$0.00	\$0.00	\$18,477.15	\$1,522.85
3550 Reparación y mantenimiento de equipo de	\$52,828.67	\$16,428.76	\$2,274.00	\$5,649.97	\$0.00	\$0.00	\$0.00	\$14,343.57	\$0.00	\$0.00	\$14,134.37	\$0.00	\$0.00	\$52,828.67	\$0.00
3551 Reparación y mantenimiento de equipo de	\$52,828.67	\$16,428.76	\$2,274.00	\$5,649.97	\$0.00	\$0.00	\$0.00	\$14,343.57	\$0.00	\$0.00	\$14,134.37	\$0.00	\$0.00	\$52,828.67	\$0.00
3700 Servicios de traslados y viáticos	\$18,272.89	\$0.00	\$0.00	\$0.00	\$0.00	\$0.00	\$0.00	\$0.00	\$0.00	\$0.00	\$18,272.89	\$0.00	\$0.00	\$18,272.89	\$0.00
3750 Viáticos en el país	\$18,272.89	\$0.00	\$0.00	\$0.00	\$0.00	\$0.00	\$0.00	\$0.00	\$0.00	\$0.00	\$18,272.89	\$0.00	\$0.00	\$18,272.89	\$0.00
3751 Viáticos en el país	\$18,272.89	\$0.00	\$0.00	\$0.00	\$0.00	\$0.00	\$0.00	\$0.00	\$0.00	\$0.00	\$18,272.89	\$0.00	\$0.00	\$18,272.89	\$0.00
3800 SERVICIOS OFICIALES	\$1,879,209.52	\$0.00	\$14,770.00	\$1,508.00	\$86,442.00	\$86,420.00	\$36,274.32	\$72,560.00	\$280,956.40	\$279,078.60	\$0.00	\$550,536.00	\$470,664.20	\$1,879,209.52	\$0.00
3820 Gastos de orden social y cultural	\$1,879,209.52	\$0.00	\$14,770.00	\$1,508.00	\$86,442.00	\$86,420.00	\$36,274.32	\$72,560.00	\$280,956.40	\$279,078.60	\$0.00	\$550,536.00	\$470,664.20	\$1,879,209.52	\$0.00
3821 Gastos de orden social y cultural	\$1,879,209.52	\$0.00	\$14,770.00	\$1,508.00	\$86,442.00	\$86,420.00	\$36,274.32	\$72,560.00	\$280,956.40	\$279,078.60	\$0.00	\$550,536.00	\$470,664.20	\$1,879,209.52	\$0.00
3900 OTROS SERVICIOS GENERALES	\$414,243.00	\$0.00	\$36,862.00	\$37,655.00	\$37,239.00	\$37,253.00	\$37,047.00	\$36,867.00	\$37,204.00	\$37,188.00	\$36,778.00	\$38,234.00	\$41,916.00	\$414,243.00	\$0.00
3980 Impuesto sobre nóminas y otros que se de	\$414,243.00	\$0.00	\$36,862.00	\$37,655.00	\$37,239.00	\$37,253.00	\$37,047.00	\$36,867.00	\$37,204.00	\$37,188.00	\$36,778.00	\$38,234.00	\$41,916.00	\$414,243.00	\$0.00
3982 Otros impuestos derivados de una relació	\$414,243.00	\$0.00	\$36,862.00	\$37,655.00	\$37,239.00	\$37,253.00	\$37,047.00	\$36,867.00	\$37,204.00	\$37,188.00	\$36,778.00	\$38,234.00	\$41,916.00	\$414,243.00	\$0.00
4000 TRANSFERENCIAS, ASIGNACIONES	\$927,924.14	\$27,040.00	\$141,701.55	\$209,397.80	\$23,159.00	\$42,832.09	\$8,092.00	\$74,051.92	\$94,676.53	\$54,152.00	\$88,910.47	\$82,757.84	\$81,152.94	\$927,924.14	\$0.00
4400 AYUDAS SOCIALES	\$927,924.14	\$27,040.00	\$141,701.55	\$209,397.80	\$23,159.00	\$42,832.09	\$8,092.00	\$74,051.92	\$94,676.53	\$54,152.00	\$88,910.47	\$82,757.84	\$81,152.94	\$927,924.14	\$0.00
4410 Ayudas sociales a personas	\$927,924.14	\$27,040.00	\$141,701.55	\$209,397.80	\$23,159.00	\$42,832.09	\$8,092.00	\$74,051.92	\$94,676.53	\$54,152.00	\$88,910.47	\$82,757.84	\$81,152.94	\$927,924.14	\$0.00
4411 Ayudas sociales a personas	\$927,924.14	\$27,040.00	\$141,701.55	\$209,397.80	\$23,159.00	\$42,832.09	\$8,092.00	\$74,051.92	\$94,676.53	\$54,152.00	\$88,910.47	\$82,757.84	\$81,152.94	\$927,924.14	\$0.00
5000 BIENES MUEBLES, INMUEBLES E IN	\$93,805.12	\$15,888.92	\$1,399.00	\$0.00	\$0.00	\$34,811.02	\$0.00	\$0.00	\$0.00	\$10,685.00	\$0.00	\$0.00	\$0.00	\$62,783.94	\$31,021.18
5100 MOBILIARIO Y EQUIPO DE ADMINISTRAC	\$93,805.12	\$15,888.92	\$1,399.00	\$0.00	\$0.00	\$34,811.02	\$0.00	\$0.00	\$0.00	\$10,685.00	\$0.00	\$0.00	\$0.00	\$62,783.94	\$31,021.18
5100 Muebles de oficina y estantería	\$40,000.00	\$5,899.00	\$1,399.00	\$0.00	\$0.00	\$15,678.00	\$0.00	\$0.00	\$0.00	\$0.00	\$0.00	\$0.00	\$0.00	\$22,976.00	\$17,024.00
5110 Muebles de oficina	\$40,000.00	\$5,899.00	\$1,399.00	\$0.00	\$0.00	\$15,678.00	\$0.00	\$0.00	\$0.00	\$0.00	\$0.00	\$0.00	\$0.00	\$22,976.00	\$17,024.00
5150 Equipos de cómputo y de tecnologías de i	\$53,805.12	\$9,989.92	\$0.00	\$0.00	\$0.00	\$19,133.02	\$0.00	\$0.00	\$0.00	\$10,685.00	\$0.00	\$0.00	\$0.00	\$39,807.94	\$13,997.18
5151 Equipo de cómputo y de tecnología de la i	\$53,805.12	\$9,989.92	\$0.00	\$0.00	\$0.00	\$19,133.02	\$0.00	\$0.00	\$0.00	\$10,685.00	\$0.00	\$0.00	\$0.00	\$39,807.94	\$13,997.18
SUBSIDIO	\$24,531,726.64	\$1,605,104.09	\$1,584,047.68	\$1,717,167.68	\$1,553,271.61	\$1,706,493.17	\$1,668,437.97	\$1,820,716.59	\$1,836,968.95	\$1,702,352.13	\$1,516,531.48	\$2,216,107.18	\$5,289,638.43	\$23,893,836.86	\$597,889.78

3 DONATIVOS





Usu: supervisor
Rep: rptAnalíticoPresupuestoEgresos_FF

Sistema Municipal para el Desarrollo Integral de la Familia de Mineral de la Reforma, Hidalgo

Analítico Mensual de Egresos Pagados por Fuente de Financiamiento al 31/dic./2023

(Cuentas con Movimientos)

(Cifras en pesos y centavos)

Fecha y 28/feb./2024

hora de Impresión 02:36 p. m.

Objeto del Gasto	Presupuesto Vigente	Ene	Feb	Mar	Abr	May	Jun	Jul	Ago	Sep	Oct	Nov	Dic	Total	Diferencia (Vigente - Total)
4000 TRANSFERENCIAS, ASIGNACIONES	\$183,523.82	\$0.00	\$0.00	\$0.00	\$0.00	\$12,702.00	\$125,841.11	\$44,980.71	\$0.00	\$0.00	\$0.00	\$0.00	\$0.00	\$183,523.82	\$0.00
4400 AYUDAS SOCIALES	\$183,523.82	\$0.00	\$0.00	\$0.00	\$0.00	\$12,702.00	\$125,841.11	\$44,980.71	\$0.00	\$0.00	\$0.00	\$0.00	\$0.00	\$183,523.82	\$0.00
4410 Ayudas sociales a personas	\$183,523.82	\$0.00	\$0.00	\$0.00	\$0.00	\$12,702.00	\$125,841.11	\$44,980.71	\$0.00	\$0.00	\$0.00	\$0.00	\$0.00	\$183,523.82	\$0.00
4411 Ayudas sociales a personas	\$183,523.82	\$0.00	\$0.00	\$0.00	\$0.00	\$12,702.00	\$125,841.11	\$44,980.71	\$0.00	\$0.00	\$0.00	\$0.00	\$0.00	\$183,523.82	\$0.00
5000 BIENES MUEBLES, INMUEBLES E IN	\$125,000.00	\$0.00	\$0.00	\$0.00	\$0.00	\$59,497.17	\$0.00	\$0.00	\$0.00	\$0.00	\$0.00	\$0.00	\$0.00	\$125,000.00	\$0.00
5100 MOBILIARIO Y EQUIPO DE ADMINISTRAC	\$90,000.00	\$0.00	\$0.00	\$0.00	\$0.00	\$59,497.17	\$0.00	\$0.00	\$0.00	\$0.00	\$0.00	\$0.00	\$0.00	\$90,000.00	\$0.00
5150 Equipos de cómputo y de tecnologías de la i	\$90,000.00	\$0.00	\$0.00	\$0.00	\$0.00	\$59,497.17	\$0.00	\$0.00	\$0.00	\$0.00	\$0.00	\$0.00	\$0.00	\$90,000.00	\$0.00
5151 Equipo de cómputo y de tecnología de la i	\$90,000.00	\$0.00	\$0.00	\$0.00	\$0.00	\$59,497.17	\$0.00	\$0.00	\$0.00	\$0.00	\$0.00	\$0.00	\$0.00	\$90,000.00	\$0.00
5300 EQUIPO E INSTRUMENTAL MÉDICO Y DE	\$35,000.00	\$0.00	\$0.00	\$0.00	\$0.00	\$0.00	\$0.00	\$0.00	\$0.00	\$0.00	\$0.00	\$0.00	\$0.00	\$35,000.00	\$0.00
5320 Instrumental médico y de laboratorio	\$35,000.00	\$0.00	\$0.00	\$0.00	\$0.00	\$0.00	\$0.00	\$0.00	\$0.00	\$0.00	\$0.00	\$0.00	\$0.00	\$35,000.00	\$0.00
5321 Instrumental médico y de laboratorio	\$35,000.00	\$0.00	\$0.00	\$0.00	\$0.00	\$0.00	\$0.00	\$0.00	\$0.00	\$0.00	\$0.00	\$0.00	\$0.00	\$35,000.00	\$0.00
DONATIVOS	\$308,523.82	\$0.00	\$0.00	\$0.00	\$0.00	\$72,199.17	\$125,841.11	\$44,980.71	\$0.00	\$0.00	\$0.00	\$0.00	\$0.00	\$308,523.82	\$0.00
Total Final	\$28,737,210.25	\$1,832,189.45	\$1,802,418.05	\$2,000,857.05	\$1,874,552.20	\$1,990,774.28	\$1,985,877.29	\$1,935,650.80	\$1,910,566.27	\$1,916,568.53	\$1,974,173.97	\$2,923,565.06	\$3,860,889.12	\$27,122,062.09	\$1,615,148.16

DIRECCIÓN GENERAL
CONTIGO POR TU FAMILIA

L. EN E. JAFET MEZA JIMENEZ

Director General

L. C. JANELY ITZEL LAZADA GÓMEZ

Comisario

L.C. GENARO CHAVEZ RODRIGUEZ

Director de Administración y Finanzas

